

F2EP1407 Series


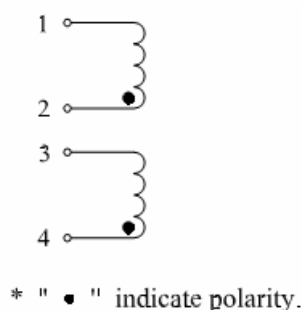
Features

- high rated current
- Low DC resistance
- RoHS-compatible
- 2 in 1 structure

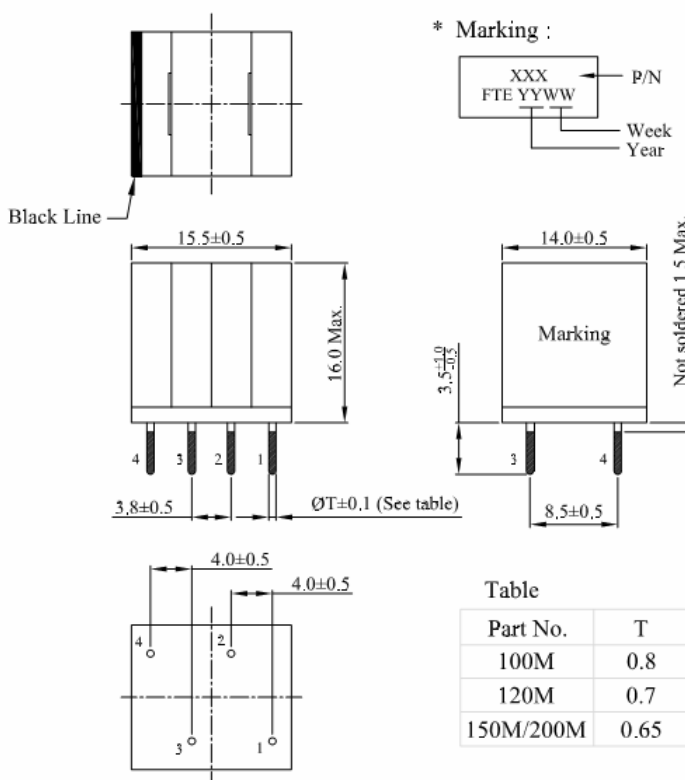
Applications

- DC/DC converters
- VRM modules

Schematic



Mechanical



Electrical Specifications

Part No.	L (μ H \pm 20%) *1 (1-2)&(3-4)	DCR *2 m Ω Max.(Typ)	Isat *3 A Max	Irms *4 A Max
F2EP1407-100M	10.0	15.0 (10.4)	11.0	5.8
F2EP1407-120M	12.0	17.0 (14.0)	10.0	5.0
F2EP1407-150M	15.0	23.0 (17.2)	9.0	4.0
F2EP1407-200M	20.0	23.0 (17.2)	7.5	4.0

*1. Inductance: measure at 100kHz, 1.0V on an Agilent / HP 4284A LCR meter or equivalent.

*2. DCR: measure at 25°C.

*3. Isat: DC current at which the inductance drops 30% from its original value without current.

*4. Irms: Current that causes 40°C temperature rise from 25°C ambient.

The characteristics can also be tailored for the customer if need.